

CABINET AND IT RACK SOLUTIONS

Solution Highlights

- 4U ~ 52U Height Cabinet
- 60kg ~ 2,000kg Static Loading
- Perforated Door
- Modular Design
- Fully Integrated with Cabling Solutions
- Customization



We offer a comprehensive range of cabinets, racks, enclosures, cold/hot aisle containment and cable management solutions for Datacom & Telecom. Our high-quality products and applications address the challenge of cable management, cooling, energy saving, space utilization and scalability.

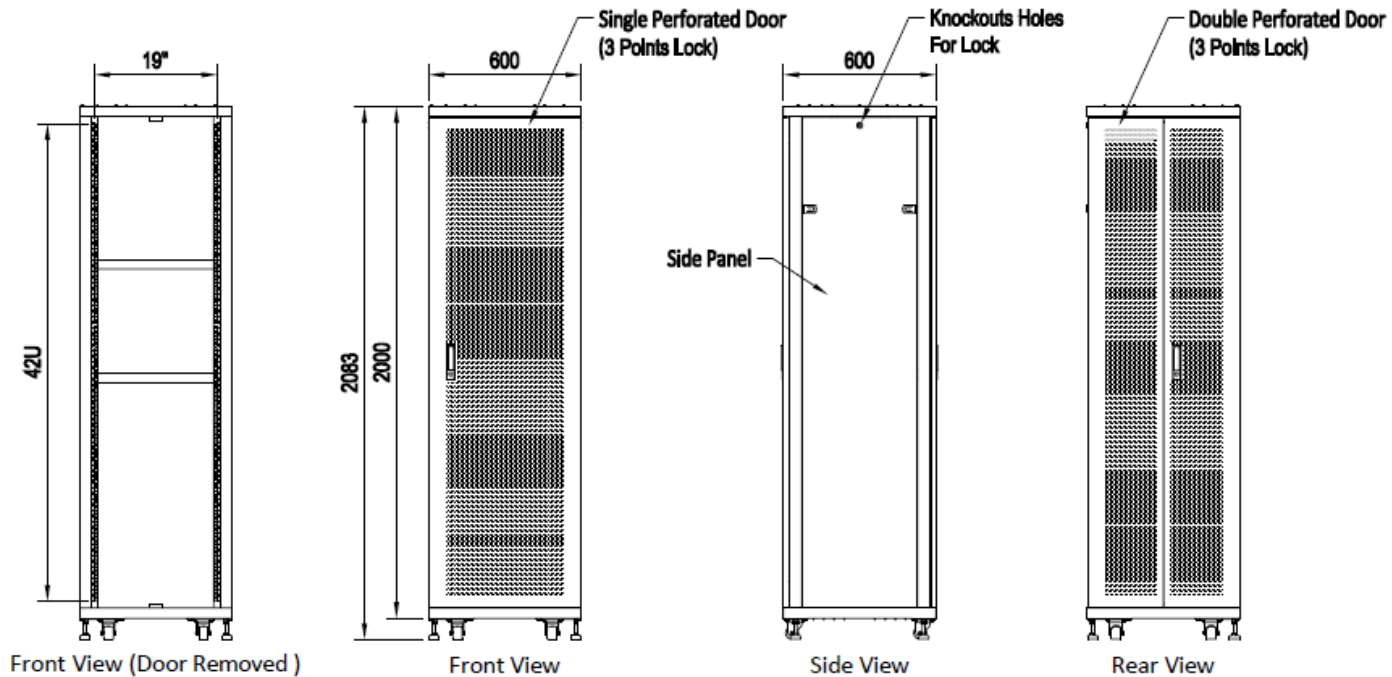
We realize that every project are unique, therefore we provide cabinet and rack customization along with advisory services for optimizing the overall utilities.





COMMUNICATIONS

Let's Get Connected



Above: 42U 600(W) x 600(D)mm Drawing (Front, Rear and Side Views)

CABINETS

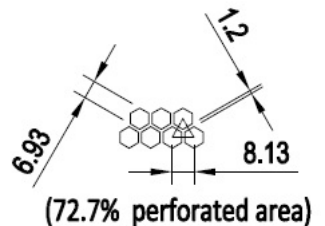
Our cabinets are compatible with 19" EIA/ECA-310 standard with different dimensions and static loadings available. Over 70% ventilation rate of the perforated doors for optimizing air flow and improving the cooling efficiency. 80% ventilation rate of perforated doors are also available.

Cabinets are made of cold steel or aluminum with supreme black powder coating protection to prevent it from scratch and rust.

All cabinets has flexibility and scalability for future integration with our cable ladder, fiber raceway and aisle solutions.

FEATURES

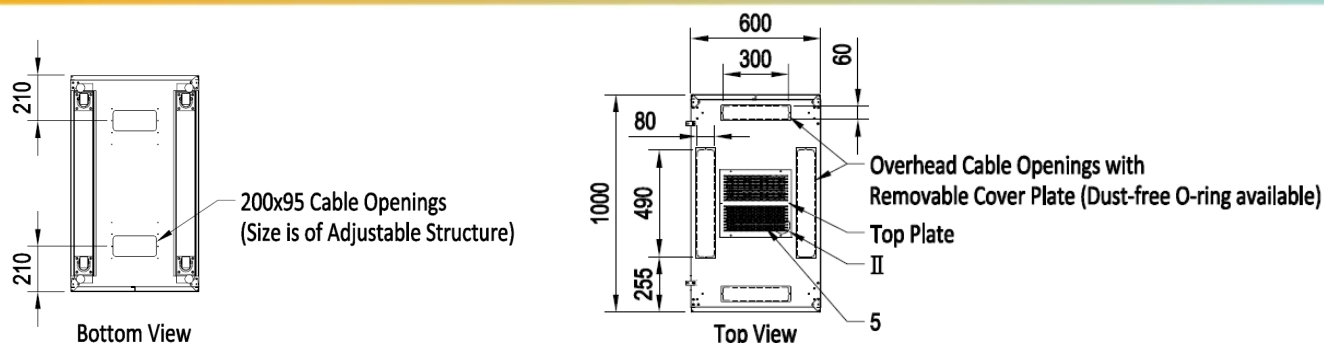
- Available in Floor Stand and Wall Mount
- Floor Stand: 37U, 42U, 45U, 47U, 52U or tailor-made
- Wall Mount: 4U, 6U, 9U, 12U, 16U or tailor-made
- Available in co-location cabinets
- 19" EIA/ECA-310 Standard
- Standard with over 70% Ventilation rate of Perforated Doors. Higher perforated rate available
- Modular Design
- Fully Integrated with Cabling and Cable Management Solutions
- Available in 3 points door hinges
- Customization





COMMUNICATIONS

Let's Get Connected



Above: 42U 600(W) x 1000(D)mm Drawing (Top and Bottom Views)

SPECIFICATIONS

Products:	Floor stand cabinets 37U, 42U, 45U, 47U, 48U, 52U height / 800kg, 1200kg, 1600kg and 2,000kg static loading
	Wall mount cabinets 4U, 6U, 9U, 12U and 16U height / 60kg static loading Available in other height
Color:	Black powder coating
Frameworks:	SPCC 1.2mm with multi-folded (standard)
Front, Rear & Side Supporting Channel:	SPCC 2.0mm (standard)
Front & Rear 19" Mounting Channel:	Adjustable front & rear vertical channels with U marking Available in tool-less adjustable design
Front Door:	SPCC 1.2mm
	72.7 % Perforation rated with hexangular hole
	3 points handle key lock
	Single or Double Door / Option of 3 points door hinges *available in front glass door
Rear Door:	SPCC 1.2mm
	72.7 % Perforation rated with hexangular hole
	3 points handle key lock
	Single or Double Door / Option of 3 points door hinges * available in rear glass door
Side Door:	SPCC 1.2mm
	Quick release lockable side panel
	Option with keylock
Top Panel:	SPCC 1.2mm
	Cable entry with various size and blank plate to seal the cable entry Available with roof mount fan units
	Example: 600(W)x800(D)mm – Front & Rear 300x60mm / Side 490x80mm
Bottom Panel:	SPCC 1.2mm
	Cable entry with various size and blank plate to seal the cable entry
	Example: 600(W)x800(D)mm – Front & Rear 200x95mm
Others:	Castor & leveling feet x 4pcs
	Earthing kit x 1set
	M6 fixing screws & nuts x 50pcs





COMMUNICATIONS

Let's Get Connected

ACCESSORIES

PDU, Shelves, Cable Management, and Air Flow Management



PDU



Sliding Shelf

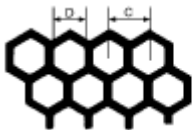


Blank Panel



Strip Brush

PERFORATED DOOR CALCULATION



$$\frac{100 \times D^2}{C^2} = \%$$

For example:

Hole Diameter (D) = 6.82

Center (C) = 7.6

Open Area (OA) = 80.527% Perforated

Remark: All perforated doors are standard in 72.7% perforated. Unless specify for over 80% perforated solutions.

ORDERING PART NUMBER

Example: CB37U66SD = 37U Cabinet, 600(W) x 600(D), 800kg Loading

Character	C	B	—	A	B	C	D	E	F	G
Example	C	B	—	3	7	U	6	6	S	D

ABC – HEIGHT (U)	
37U = 37U	47U = 47U
42U = 42U	48U = 48U
45U = 45U	52U = 52U
(Example)	

DE – DIMENSIONS	
D = Width (W) ; E = Depth (D)	
66 = 600(W) x 600(D)	
68 = 600(W) x 800(D)	
61 = 600(W) x 1000(D)	
6A = 600(W) x 1100(D)	
62 = 600(W) x 1200(D)	
(Example)	
600(W), 700(W) and 800(W) are available	

FG – LOADING
SD = Standard, 800kg Loading
HV = Heavy Duty, 1200kg Loading
SV = Server Rack, 1600kg Loading
UT = Ultra Loading, 2,000kg
(Example)

Notes

Please contact us for customization

The information and specification in this document are subjected to change without notice

