

PRODUCT SPECIFICATION

TERMINATION HAND TOOL

INTRODUCTION

Reliable, high-quality tools are the critical component to good terminations. The Termination Hand Tool is another option for CAT 5e and CAT 6 jacks that significantly reduce installation time. Other tools including outlet release tool, cable preparation tool, termination station, and parallel plier are for our Category 6A Plugs.

FEATURES AND BENEFITS

- Automatic feeding wire end ferrules
- Ratchet guarantees precise crimping
- Release option in the event of incorrect operation
- Efficient - only one tool needed for cable work, significant time is saved

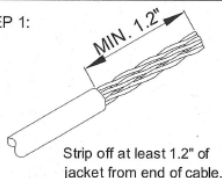


ORDERING PART NUMBER

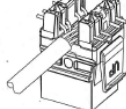
CCP – THT = RJ45 Termination Hand Tool

Termination

STEP 1:

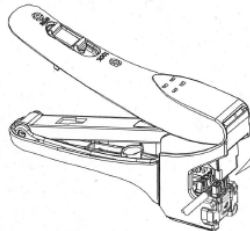


STEP 2:

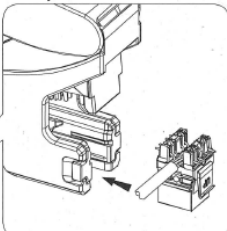


Press the wires through the projecting portion of terminals until fixed. (T568A/T568B).

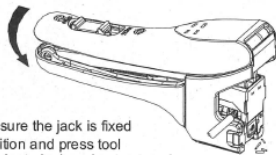
STEP 3:



Insert jack into the tool as shown.

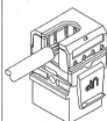


STEP 4:



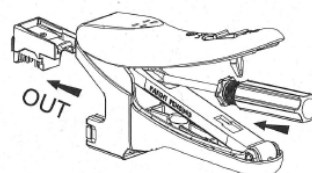
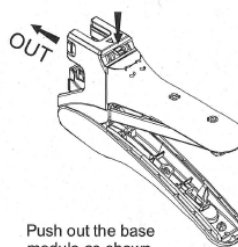
Make sure the jack is fixed in position and press tool to terminate jack and cut extra wires.

STEP 5:

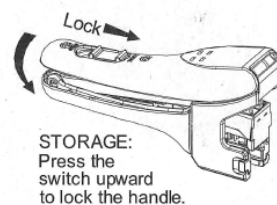
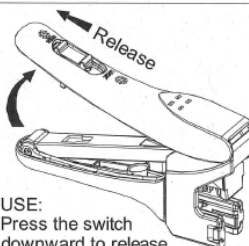


Place termination cap on jack and press to make sure it is fully seated.

Cutting Module Assembly



Handle Lock



The information and specification in this document are subjected to change without notice