

# PRODUCT SPECIFICATION

## ROOF MOUNTED CABINET FANS

### INTRODUCTION

Roof mounted cabinet fan units expel hot air from the top of the cabinet and help facilitating air flow within the cabinets by adding ventilation where it needed the most.

The fan can be mounted into the cabinet roofs. When adding fans to cabinet, be sure to use blanking panels for any gaps to maximize airflow.

The fan units can be easily mounted internally to the upper aperture of the cabinet meaning that it won't increase the overall height of the cabinet. Available in 2 or 4 fans.



### FEATURES

- Available in 2 or 4 fan units
- Suitable for floor stand and wall mounted cabinet
- Expel hot air from the top of the cabinet
- Adding ventilation within the cabinet
- Easy to install on the top of the cabinet without accessing into it
- Low noise and high airflow performance

### SPECIFICATIONS

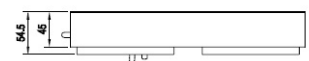
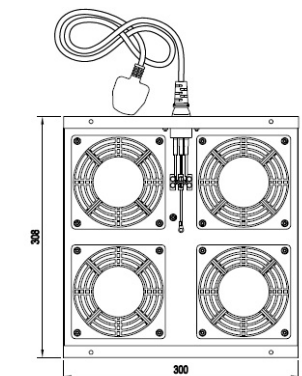
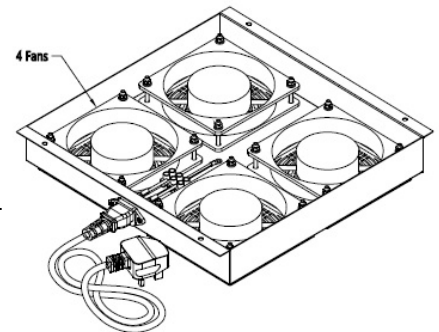
Material:	Metal
Color:	Black powder coating
Airflow:	2 Fan Units (150 CFM) 4 Fan Units (300 CFM)

### PRODUCT NUMBER

Example: TM-2FAN-(F) = 2 FAN for Floor Stand Cabinet

Character	T	M	—	A	B	C	D	E
Example	T	M	—	2	F	A	N	F

ABCD – FAN UNIT	E – CABINET TYPE
2 FAN = 2 Fan Unit 4 FAN = 4 Fan Unit	F = for Floor Stand Cabinet W = for Wall Mount Cabinet



Above: Drawings of 4 fan units

The information and specification in this document are subjected to change without notice