

# PRODUCT SPECIFICATION

## CABINET SHELVES



### INTRODUCTION

We provide fixed and sliding shelves specially designed to support equipment such as computers, monitors, networking devices etc. The shelves are attached to the four mounting rails of the server rack or IT cabinet.

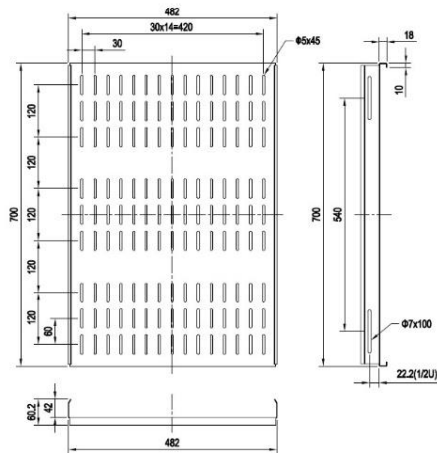
Lux offers four different depth of the shelves which are suitable for our standard cabinets ranging from 600mm to 1200mm depth.

### FEATURES

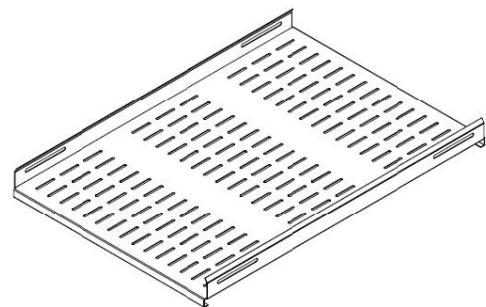
- Available in fixed or sliding
- Available in standing and heavy duty loading
- Fit to all standard 19" cabinets
- Vented design for air flow performance
- High airflow performance

### SPECIFICATIONS

Material: Metal  
Color: Black powder coating



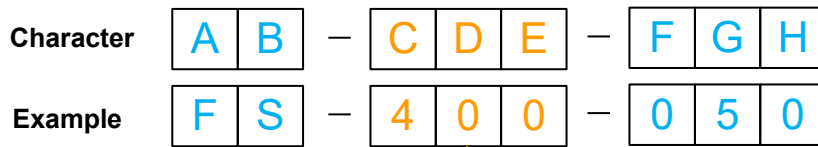
Above: Drawings of 700mm fixed shelf



The information and specification in this document are subjected to change without notice

**PRODUCT NUMBER**

Example: FS-400-050 = 19" Fixed Shelf, 400mm (D), 50kg loading



AB – SHELF TYPE	CDE – DEPTH (D)	FGH – LOADING
FS = Fixed Shelf SS = Sliding Shelf	FS: 400 = 400mm (suggested for 600mm (D) Cabinet) FS: 440 = 440mm (suggested for 800mm (D) Cabinet) FS: 580 = 580mm (suggested for 1000mm (D) Cabinet) FS: 700 = 700mm (suggested for 1200mm (D) Cabinet)  SS: 440 = 440mm SS: 580 = 580mm	030 = 30kg loading 050 = 50kg loading 100 = 100kg loading

The information and specification in this document are subjected to change without notice